



UNIVERSITY OF SILESIA
IN KATOWICE



VYTAUTAS
MAGNUS
UNIVERSITY
M C M X X I I

Co-funded by the
Erasmus+ Programme
of the European Union




OER , ethical and legal issues while developing digital resources

dr. Estela Daukšienė, dr. Giedrė Tamoliūnė,
Vytautas Magnus University Education Academy
Institute for Innovative Studies





After this presentation you will be able to:



- Indicate what are OER
- Describe differences between closed and open digital resources
- Name and chose CC licences for your resource
- Explain how to create or choose resources for student learning





What are OER (open educational resources)?





Resources for learning may be not only digital, but also open



5 principles of open publishing

- **re-use:** The most basic level of openness: to use all or part of the work for their own purposes;
- **re-distribute:** People can share the work with others;
- **revise:** People can adapt, modify, translate, or change the work;
- **re-mix:** People can take two or more existing resources and combine them to create a new resource;
- **retain:** make, own, and control a copy of the resource.



OER

Open Educational Resources (OER) are teaching, learning or research materials that are in the public domain or released with intellectual property licenses that facilitate the free use, adaptation and distribution of resources (UNESCO, 2002).

Open Educational Resources (OER) are teaching, learning, and research materials that are either

- (a) in the public domain or
- (b) licensed in a manner that provides everyone with free and perpetual permission to engage in the 5R activities.



Mossley, 2013

OER

- The nature of **openness** is not always clear-cut:
 - alongside being freely available and intellectual property rights, questions may be asked about the *political, social, economic, governance, pedagogic and technological aspects* of what *openness* means.
- It is for this reason that a simple definition of OER is hard to pin down.




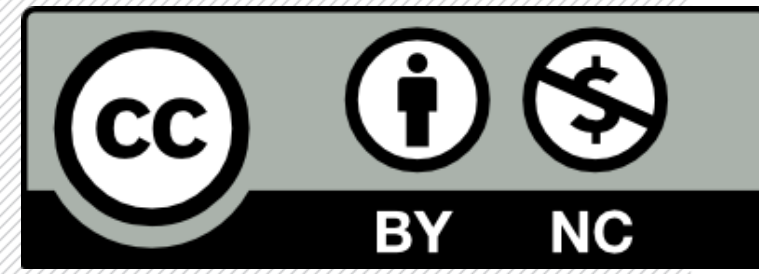


3 main components of OER



- Tools/platforms
- Content
- License





6 types of licenses + CC0





Go to

<https://creativecommons.org/about/cclicenses/>
for explanations

The Creative Commons Public Domain Dedication




CC0 (aka CC Zero) is a public dedication tool, which allows creators to give up their copyright and put their works into the worldwide public domain. CC0 allows reusers to distribute, remix, adapt, and build upon the material in any medium or format, with no conditions.



CC BY: This license allows reusers to distribute, remix, adapt, and build upon the material in any medium or format, so long as attribution is given to the creator. The license allows for commercial use.

CC BY includes the following elements:


BY  – Credit must be given to the creator


<https://creativecommons.org/about/cclicenses/>



CC BY-SA: This license allows reusers to distribute, remix, adapt, and build upon the material in any medium or format, so long as attribution is given to the creator. The license allows for commercial use. If you remix, adapt, or build upon the material, you must license the modified material under identical terms.

CC BY-SA includes the following elements:

BY  – Credit must be given to the creator


SA  – Adaptations must be shared under the same terms


<https://creativecommons.org/about/cclicenses/>



CC BY-NC: This license allows reusers to distribute, remix, adapt, and build upon the material in any medium or format for noncommercial purposes only, and only so long as attribution is given to the creator.

It includes the following elements:

BY  – Credit must be given to the creator


NC  – Only noncommercial uses of the work are permitted


<https://creativecommons.org/about/cclicenses/>




CC BY-NC-SA: This license allows reusers to distribute, remix, adapt, and build upon the material in any medium or format for noncommercial purposes only, and only so long as attribution is given to the creator. If you remix, adapt, or build upon the material, you must license the modified material under identical terms.

CC BY-NC-SA includes the following elements:

BY  – Credit must be given to the creator

NC  – Only noncommercial uses of the work are permitted


SA  – Adaptations must be shared under the same terms

<https://creativecommons.org/about/cclicenses/>



CC BY-ND: This license allows reusers to copy and distribute the material in any medium or format in unadapted form only, and only so long as attribution is given to the creator. The license allows for commercial use.

CC BY-ND includes the following elements:

BY  – Credit must be given to the creator


ND  – No derivatives or adaptations of the work are permitted


<https://creativecommons.org/about/cclicenses/>




CC BY-NC-ND: This license allows reusers to copy and distribute the material in any medium or format in unadapted form only, for noncommercial purposes only, and only so long as attribution is given to the creator.

CC BY-NC-ND includes the following elements:

BY  – Credit must be given to the creator

NC  – Only noncommercial uses of the work are permitted

ND  – No derivatives or adaptations of the work are permitted

<https://creativecommons.org/about/cclicenses/>

Go to

<https://creativecommons.org/about/cclicenses/>

for explanations



VYTAUTAS
MAGNUS
UNIVERSITY
MCMXXII

License Features

Your choices on this panel will update the other panels on this page.

Allow adaptations of your work to be shared?



Yes



No



Yes, as long as others share alike

Allow commercial uses of your work?



Yes

No



Selected License

Attribution 4.0 International



This is a Free Culture License!



- <https://creativecommons.org/choose/#>
- for choosing the license



Why should teachers share his/her work as OER?




- Sharing it publicly with indicated (preferred) licence – it's the safest way for showing and protecting your ideas
- Receive feedback and improve quality of the resources you create
- Makes you and your institution visible
- Initiates collaboration with other specialists from the area





To avoid ethical and legal issues check




- If you indicated who created the resource (such as your name on your slides);
- if CC license lets you adapt (i.e. CC BY; CC BY-SA; CC BY-NC; CC BY-NC-SA);
- If the publisher allows you to share and disseminate resource (if not indicated – you have to contact the author);
- Institution ethical rules (what institution requires, regulates, etc.);





To avoid ethical and legal issues



- Choose pictures ... from public domain platforms – search for CC0 licence & indicate the source/ author of all pictures, videos, graph, tables, text... you quote.
- Use data/info from open access journals, data basis, platforms..
- Provide links rather than downloaded/uploaded/ emailed materials
- Assess if the resources shared is in academically appropriate format





References

- Mossley, D. (2013). Open Educational Resources and Open Education. The Higher Education Academy.
https://dspace.vn/bitstream/11461/305/1/oer_toolkit_0.pdf
- T.Bates (2015, 2019). Teaching in a digital age. 1st or 2nd eds. (free online books)
- Creativecommons.org <https://creativecommons.org/about/program-areas/education-oer/>
- Hilton, J., Wiley, D., Stein, J., & Johnson, A. (2010). The four R's of openness and ALMS Analysis: Frameworks for open educational resources. *Open Learning: The Journal of Open and Distance Learning*, Vol. 25, No. 1
- All pictures from pixabay.com





For further information

- <https://creativecommons.org/about/ccllicenses/>
- <https://creativecommons.org/choose/#> - for choosing the license
- **A Basic guide to open educational resources (OER):**
<https://unesdoc.unesco.org/ark:/48223/pf0000215804>

