

## Project “Activating Students in Online Classes”


2020-1-PL01-KA226-HE-096358

Flipped Classroom Course template for teachers using the virtual learning environment  
MS Teams (prepared by USil, Poland)

**General course information, learning outcomes and evaluation (course descriptions included in modules and syllabuses) are posted outside the MS Teams platform in the university-wide USOS (University Study Support System system).**

### Suggested course structure in MS Teams

To plan a course using the MS Teams platform, it is necessary to set up a team.

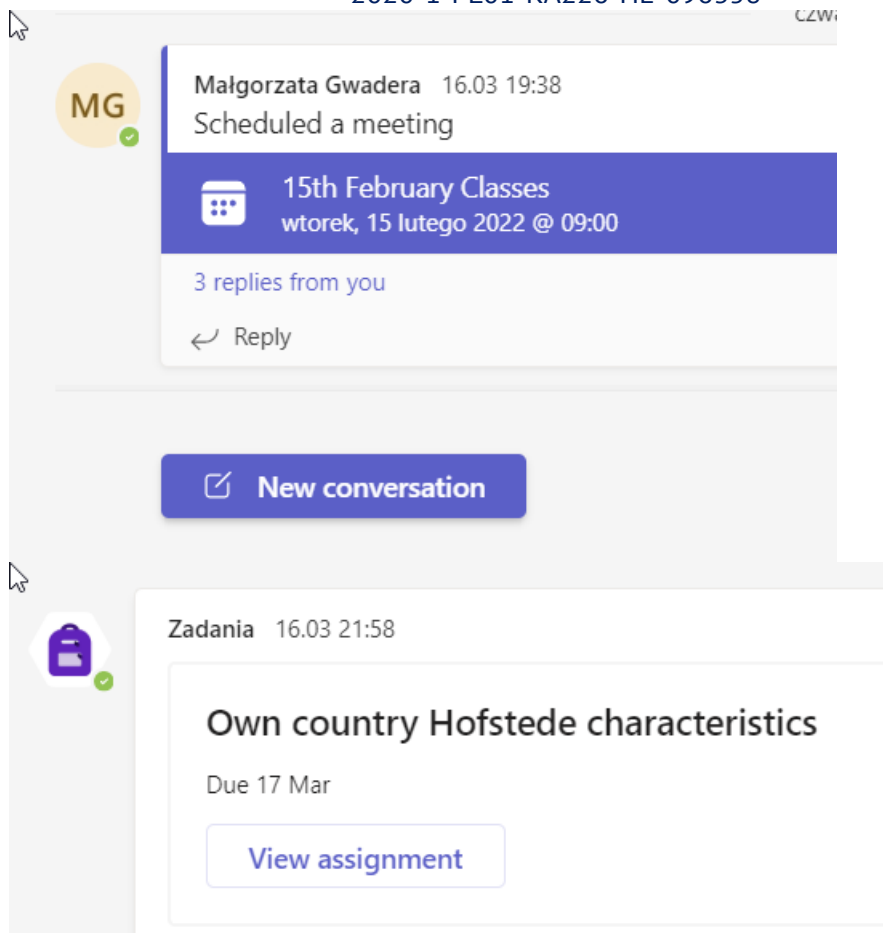


### General information:

- Announcements' forum - all kinds of announcements can be placed in the central part of the team, for example, about tasks to be carried out and scheduled meetings, planned organizational changes and so on:

## Project “Activating Students in Online Classes”

2020-1-PL01-KA226-HE-096358

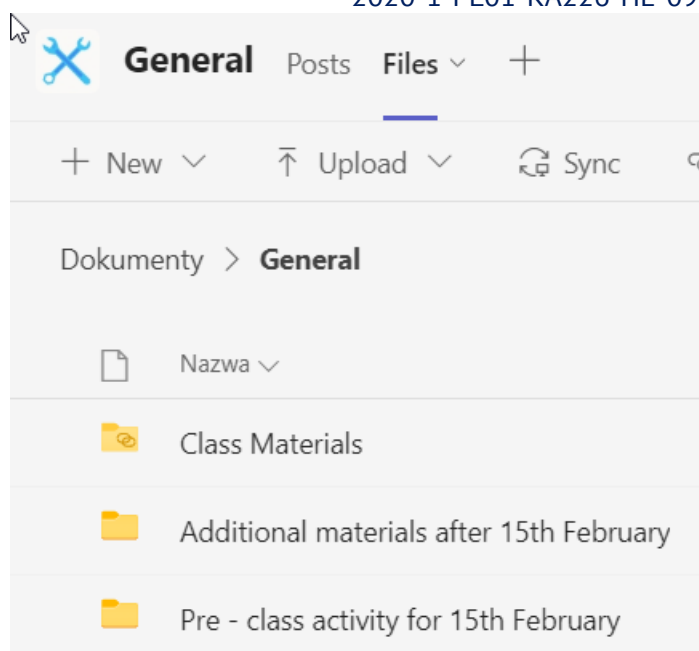


The screenshot shows a Microsoft Teams interface. On the left, there is a sidebar with a profile icon labeled 'MG' and a document icon. The main area displays a message from 'Małgorzata Gwadera' dated '16.03 19:38' with the text 'Scheduled a meeting'. Below this is a blue banner for '15th February Classes' on 'wtorek, 15 lutego 2022 @ 09:00', indicating '3 replies from you' and a 'Reply' button. A 'New conversation' button is visible below the message. Further down, there is a section titled 'Zadania' dated '16.03 21:58' containing an assignment titled 'Own country Hofstede characteristics' due on '17 Mar', with a 'View assignment' button.

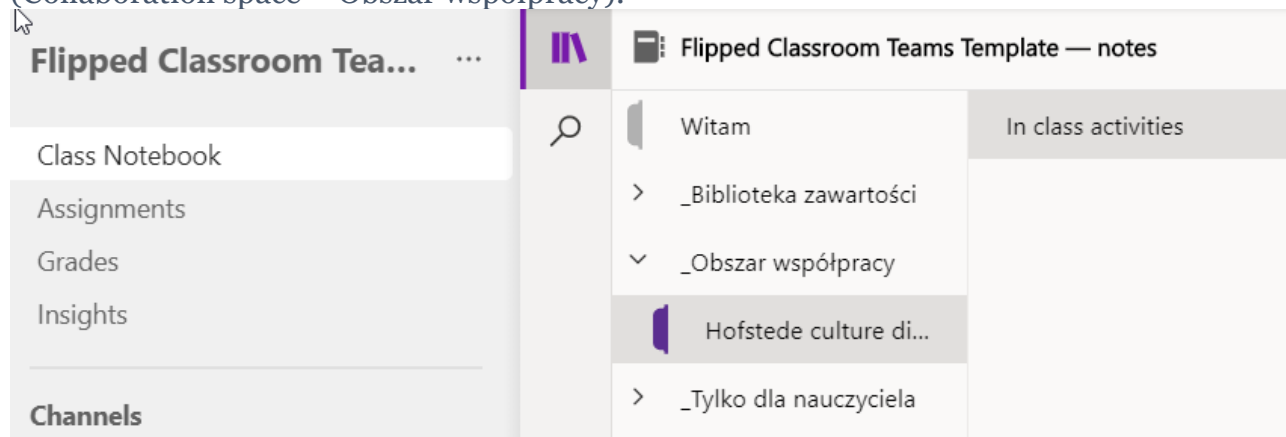
- Link to video tool - all materials for the **pre-class** activity for students can be placed and easily accessible under the section FILES.

## Project “Activating Students in Online Classes”

2020-1-PL01-KA226-HE-096358



- All materials for **in-class** activity may be placed under the tab Class Notebook (Collaboration space – Obszar współpracy).



## Project “Activating Students in Online Classes”

2020-1-PL01-KA226-HE-096358

### In class activities

środa, 16 marca 2022 21:13

<https://quizizz.com/admin/quiz/5f9bd1e30cfbfb001b339d42/hofstede-wymiary-kultury> - pre class activity assessment

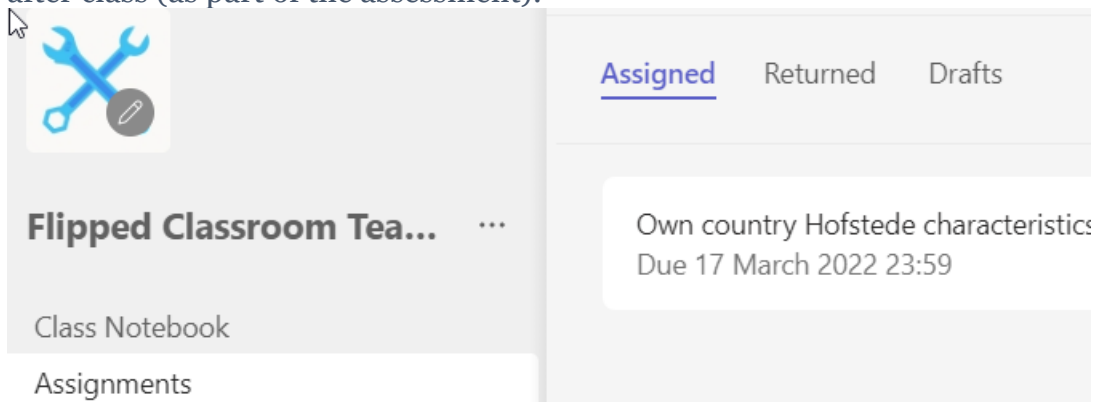
Questions students can share here in the collaboration space - Q@A activities  
Students ask – students answer

Work in groups – own country characteristics – see Assignment – based on their own experience and knowledge

Grades

Peer to peer evaluation using <https://www.hofstede-insights.com/>

- In the assignments tab, we plan to complete assignments during class as well as after class (as part of the assessment).

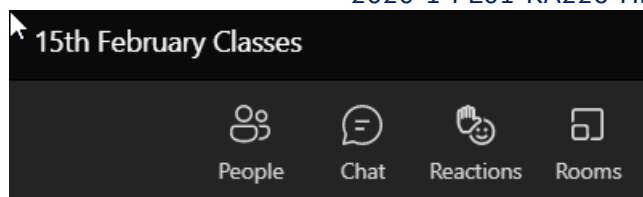


- During the in-class discussion, we can have the tasks performed in groups (room division option)

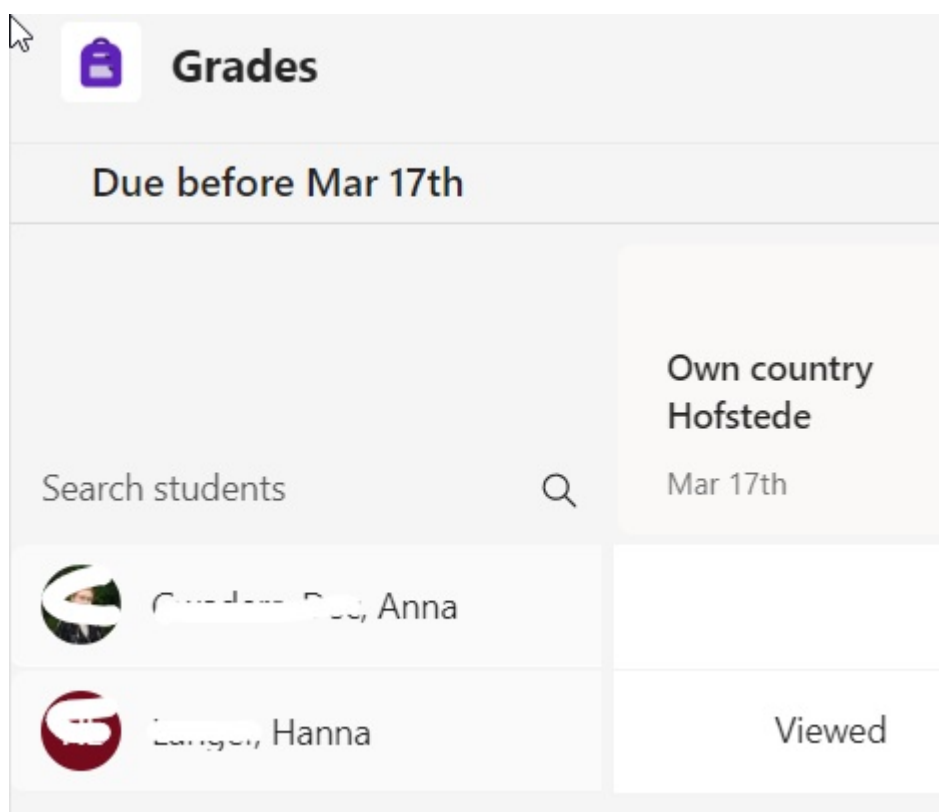


## Project “Activating Students in Online Classes”

2020-1-PL01-KA226-HE-096358



- In the Grades tab, it is possible to make the grade visible only to the individual student.



The link to the MS Teams course template:

<https://teams.microsoft.com/l/team/19%3auh6ImZ5SD7oqRhMyctIKQHrAHnPRUQT14I7geN4ww8I1%40thread.tacv2/conversations?groupId=d20a590a-4edd-406e-9f10-be7cd6557ca5&tenantId=50c76291-0c80-4444-a2fb-4f8ab168c311>